

# LABOR MARKET OVERVIEW



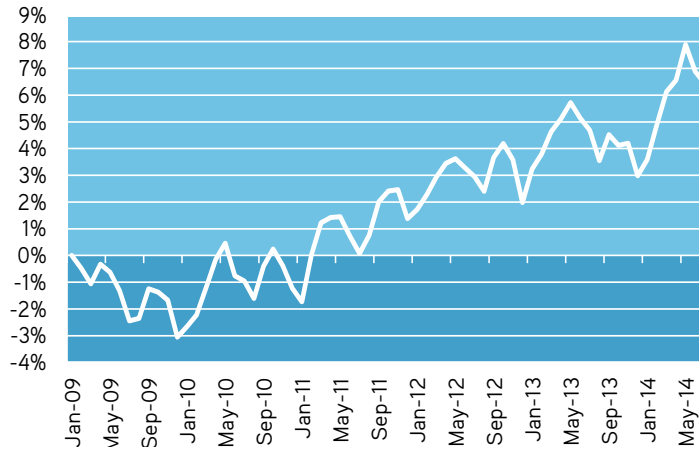
Region C Workforce Development Board

September 2014

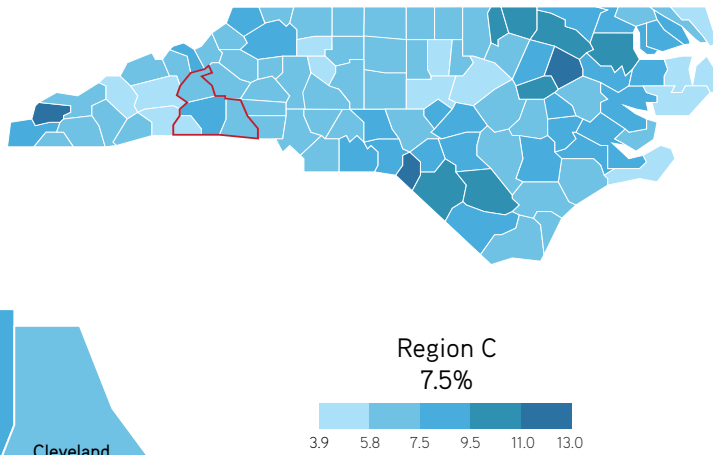
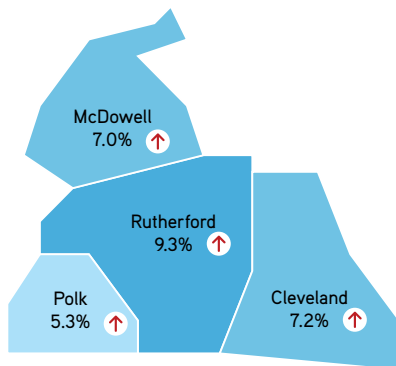
## Regional Labor Market Snapshot

### 5-Year Percent Change in Employment\*

Region C  
Region



### July 2014 Unemployment Rates\*



## Trending

### UNEMPLOYMENT\*

July 2014  
Region C Total = 8,003

Region C	7.5%
North Carolina	6.9%
United States	6.5%

### REGIONAL EMPLOYMENT\*

Region C Total = 98,582

**429 Less People Working**  
in July than previous month

**1,611 More People Working**  
than same period one year ago

### CLAIMS-TAKING ACTIVITY

Initial Claims Total = 684

**7% Increase in Claims**  
in July over previous month

Benefits Paid Total = \$657,741

**8% Decrease in Payments**  
in July over previous month

**Duration of Claims Down 2% to 16.2**  
in July over previous month

### INDIVIDUALS RECEIVING BENEFITS

Region C Total = 877

**3% Increase in Claimants**  
in July over previous month

### AVAILABLE JOBS

**2,289 Jobs Posted Online**  
over past 90 days

**215 More Job Openings**  
than same period one year ago

## Community Investment Report Top Announced Projects April 2014—June 2014

County	Company	Announced Jobs
Rutherford	Ameridial, Inc.	100
Cleveland	Sugar Hill Custom Upholstery	25
Rutherford	Alliance Precision Plastics Inc.	18

### Who's Hiring

past 90 days from Aug. 20, 2014

Carolina's HealthCare System	103
Baxter	98
Mission Hospital	48

### What Jobs

past 90 days from Aug. 20, 2014

Registered Nurses	118
First-Line Supervisors, Production	92
Occupational Therapists	80

Source: The Conference Board Help Wanted Online

Source: The Conference Board Help Wanted Online

Note: All data produced in this publication are generated by LEAD unless otherwise stated.

\*July 2014 data are preliminary, while other 2014 data are revised. All other reported data have undergone annual revision.

Region C Workforce Development Board

NC Department of Commerce | Labor & Economic Analysis Division | 919.707.1500 | lead@nccommerce.com



# LABOR MARKET OVERVIEW

Region C Workforce Development Board

## Civilian Labor Force Estimates\*

		July 2014	June 2014	May 2014	July 2013
<b>Cleveland</b>	Labor Force	50,322	50,477	51,229	50,071
	Employed	46,676	47,045	47,670	45,332
	Unemployed	3,646	3,432	3,559	4,739
	Rate	7.2	6.8	6.9	9.5
<b>McDowell</b>	Labor Force	20,434	20,155	20,239	20,706
	Employed	19,004	18,781	18,807	18,837
	Unemployed	1,430	1,374	1,432	1,869
	Rate	7.0	6.8	7.1	9.0
<b>Polk</b>	Labor Force	9,813	9,744	9,808	9,810
	Employed	9,297	9,290	9,330	9,240
	Unemployed	516	454	478	570
	Rate	5.3	4.7	4.9	5.8
<b>Rutherford</b>	Labor Force	26,016	26,182	26,408	26,580
	Employed	23,605	23,895	24,124	23,562
	Unemployed	2,411	2,287	2,284	3,018
	Rate	9.3	8.7	8.6	11.4

\*July 2014 data are preliminary, while other 2014 data are revised. July 2013 data have undergone annual revision.

## Initial Claims

	July 2014	July 2013
Cleveland	365	451
McDowell	82	197
Polk	27	28
Rutherford	210	228

## Duration of Benefits

	July 2014	July 2013
Cleveland	16.4	14.0
McDowell	17.7	12.4
Polk	15.8	13.7
Rutherford	15.0	13.6

## Individuals Receiving Benefits

	July 2014	July 2013
Cleveland	432	1,021
McDowell	116	384
Polk	28	58
Rutherford	301	498

Note: All data produced in this publication are generated by LEAD unless otherwise stated.

Region C Workforce Development Board

NC Department of Commerce | Labor & Economic Analysis Division | 919.707.1500 | lead@nccommerce.com

